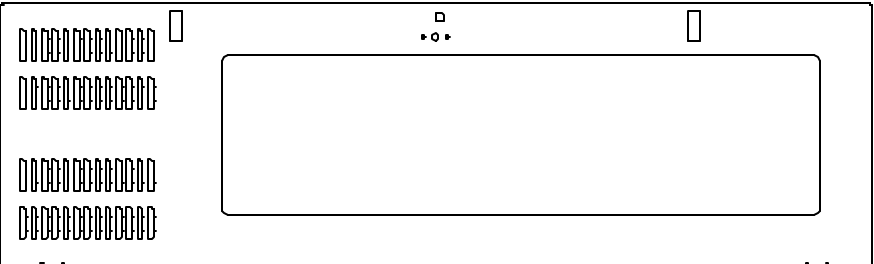

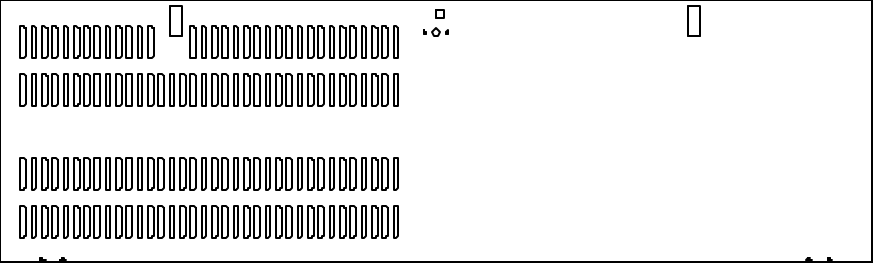



8 7 6 5 4 3 2 1



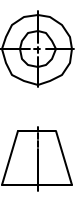
| REV. | DESCRIPTION | DATE | APPR. |
|------|-------------|------|-------|
| | | | |
| | | | |
| | | | |

| | |
|-----------|----------|
| APPROVALS | DATE |
| DRAWN XXX | XX-XX-XX |
| CHECKED | |
| APPR | |

METAL-TECH PARTNERS
Optional Doors

REMOVE ALL DIMENSIONS
BREAK ALL SHARP EDGES
DO NOT SCALE DRAWING

THE DEPARTMENT CONTAINED IN THIS DRAWING IS THE SOLE PROPERTY OF METAL-TECH PARTNERS. ANY REPRODUCTION IN PART OR WHOLE WITHOUT THE WRITTEN PERMISSION OF METAL-TECH PARTNERS IS PROHIBITED.



THIRD ANGLE PROJECTION
UNLESS OTHERWISE SPECIFIED
DIMENSIONS ARE IN INCHES
TOLERANCES ARE:
X .0005
XX .001
XXX .002

MATERIAL 16ga CRS
FINISH Powder Coat
HEAD ROAD .XXX

SCALE X:1
PROG# XXXX
SHEET 1 OF 1

A

A

B

B

C

C

D

D